

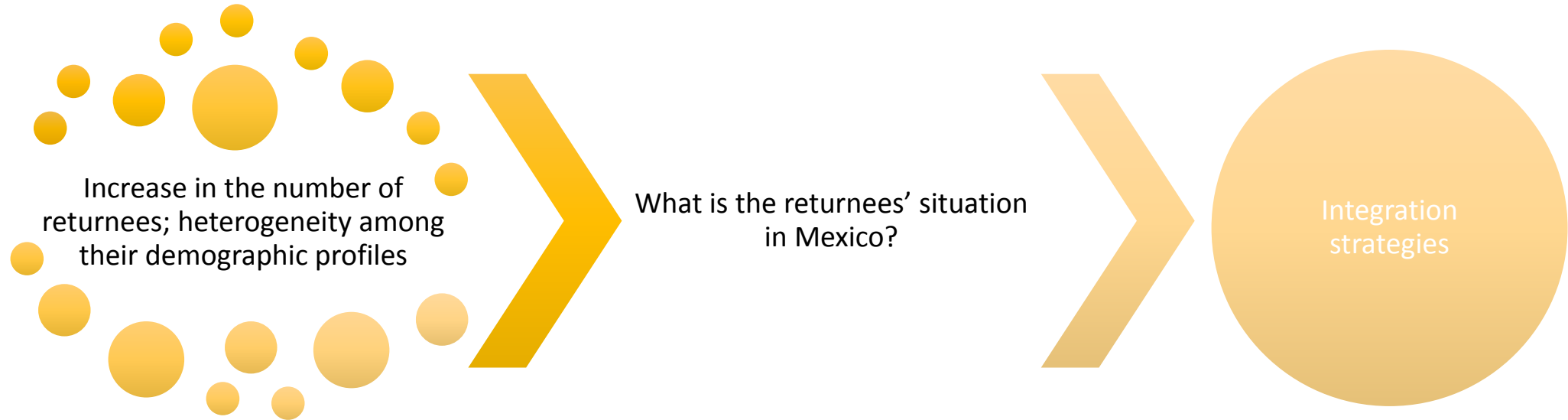
RETURNING TO THE PLACE OF ORIGIN:
DEMOGRAPHIC CHARACTERISTICS,
DISPARITIES IMPLICATIONS, AND
INSTITUTIONAL BARRIERS TO HEALTH
ACCESS IN MEXICO

Andrea Bautista-León, PhD
El Colegio de México, A.C.

Outline

- General overview: recent changes and the current situation
 - A demographic portrait
- Disparities implications
 - Social vulnerability an spatial analysis at household level
- Institutional barriers and policies
 - Barriers and reccomendations

What's New About Return Migration?



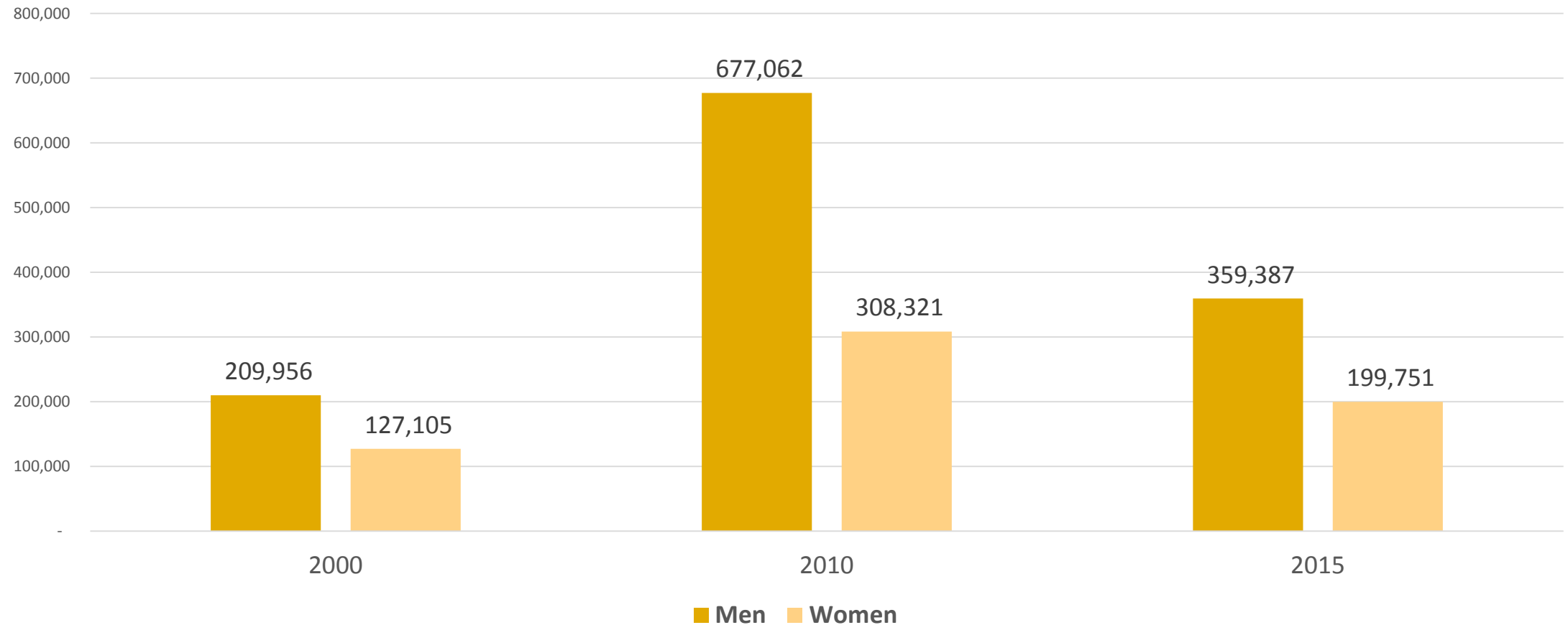
Age composition, sex, ethnicity

Social Rights: Access to **health**, education, labor and housing

General overview: Recent changes and the current situation

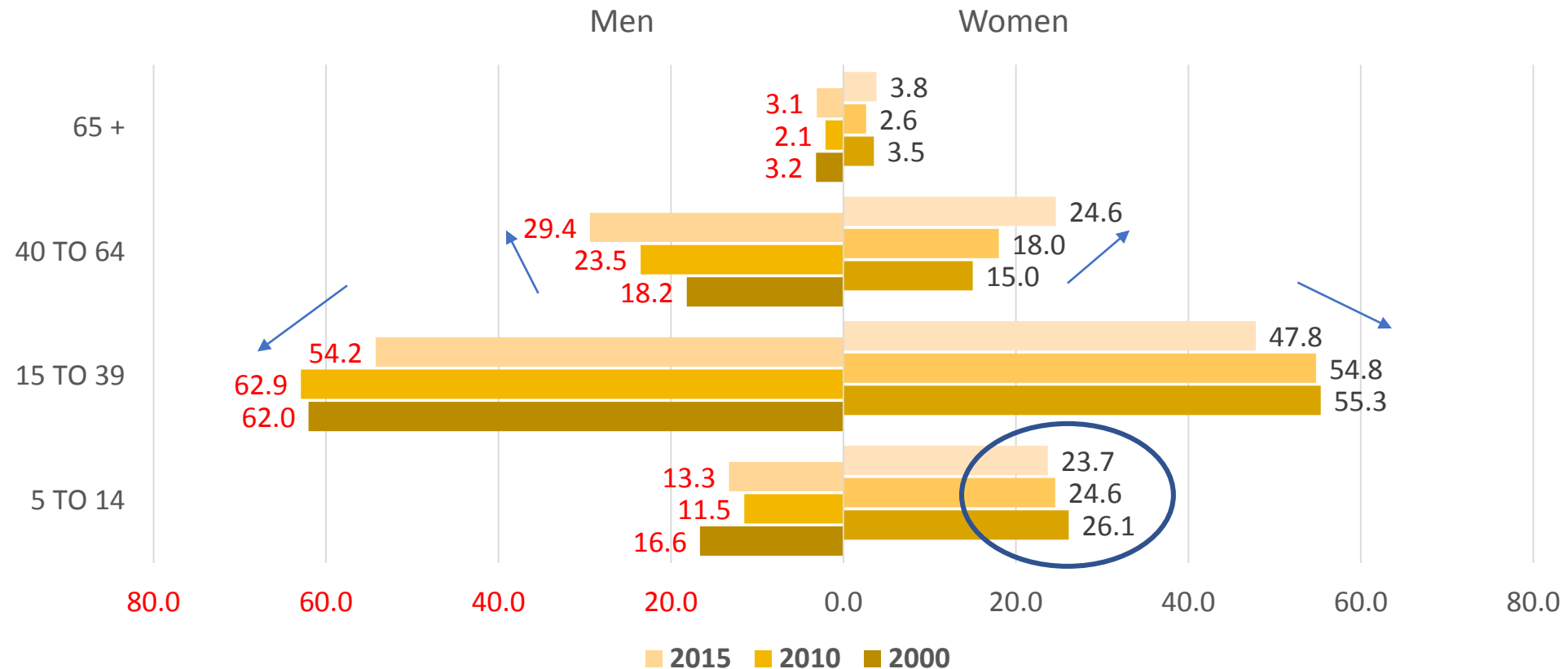
A Demographic Portrait

Number of Returnees by Sex, 2000-2015



Source: IPUMS-International years 2000 and 2010; INEGI. EIC 2015

Age Structure and Sex of Returnees, 2000-2015



Source: IPUMS-International years 2000 and 2010; INEGI. EIC 2015

Geographical Distribution of Returnees (top ten states descendent order), 2000-2015

Year	2000	2010	2015
State	%	State	%
Jalisco	13.9	Jalisco	8.9
Michoacán	10.3	Michoacán	8.2
Baja California	9.3	Guanajuato	7.5
Guanajuato	7.3	Estado de México	6.1
Chihuahua	5.4	Baja California	6.0
Estado de México	4.8	Veracruz	5.4
Zacatecas	3.8	Colima	4.7
Guerrero	3.6	Guerrero	4.3
Ciudad de México	3.6	Puebla	4.1
Puebla	3.5	Oaxaca	4.0
Cumulate	65.6	59.2	60.0
Total population	337,061	985,383	559,416

Source: IPUMS-International years 2000 and 2010; INEGI. EIC 2015

Access to Health Care in Mexico

- Social security

(IMSS, ISSSTE, Other public workers)

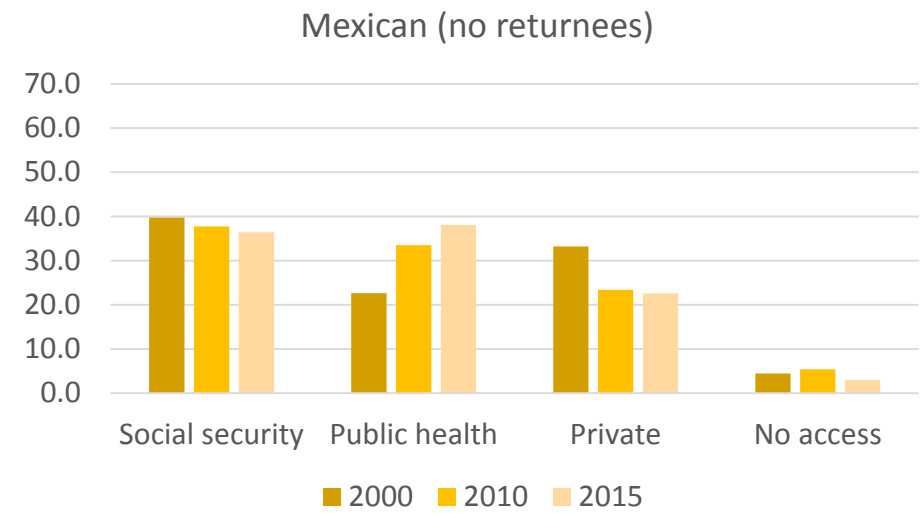
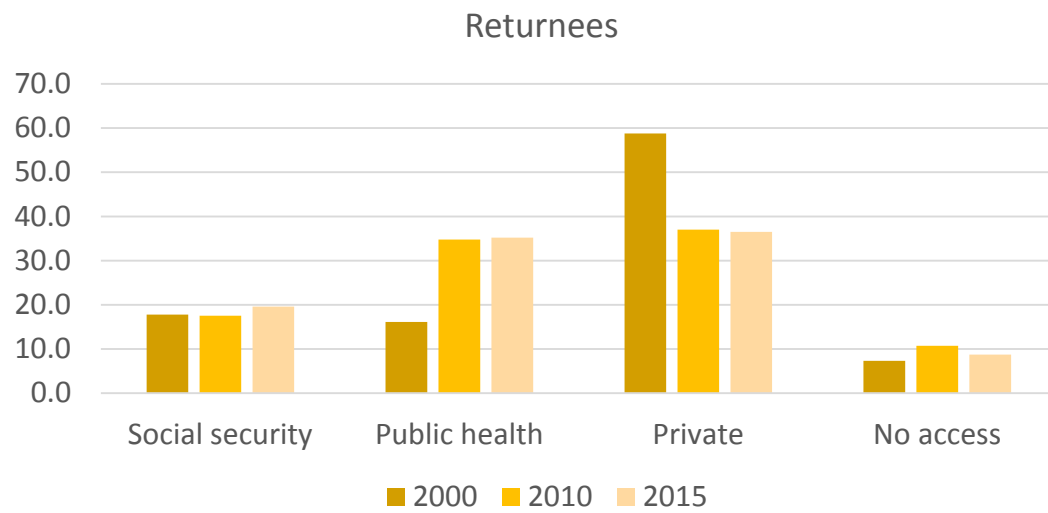
- Public Health

(Seguro Popular since 2005)

- Private

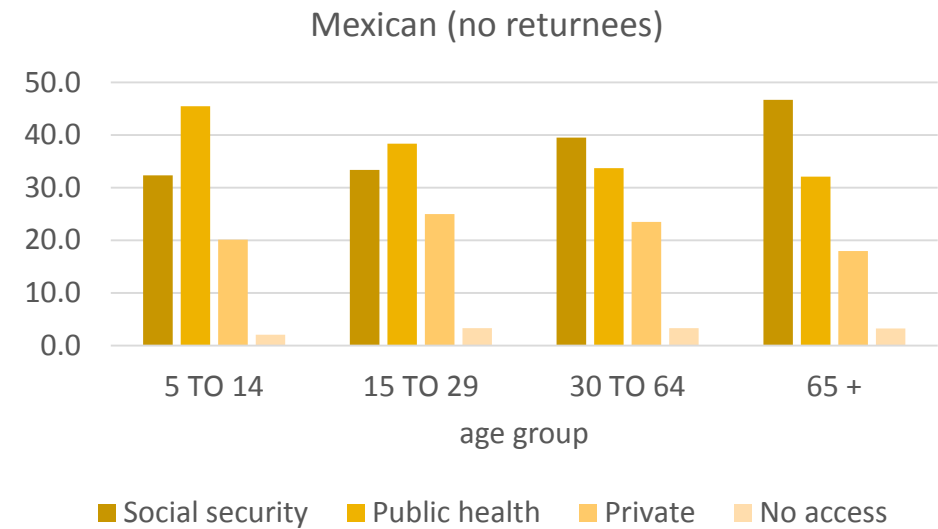
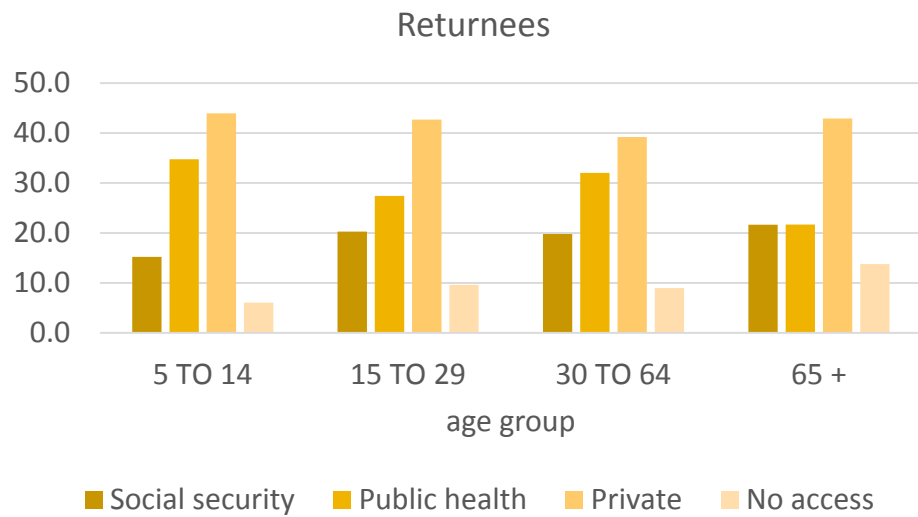
(Large heterogeneity: high level hospitals and and small providers)

Health Insurance, 2000-2015



Source: IPUMS-International years 2000 and 2010; INEGI. EIC 2015

Health Insurance by Age Group, 2015



Source: INEGI. EIC 2015

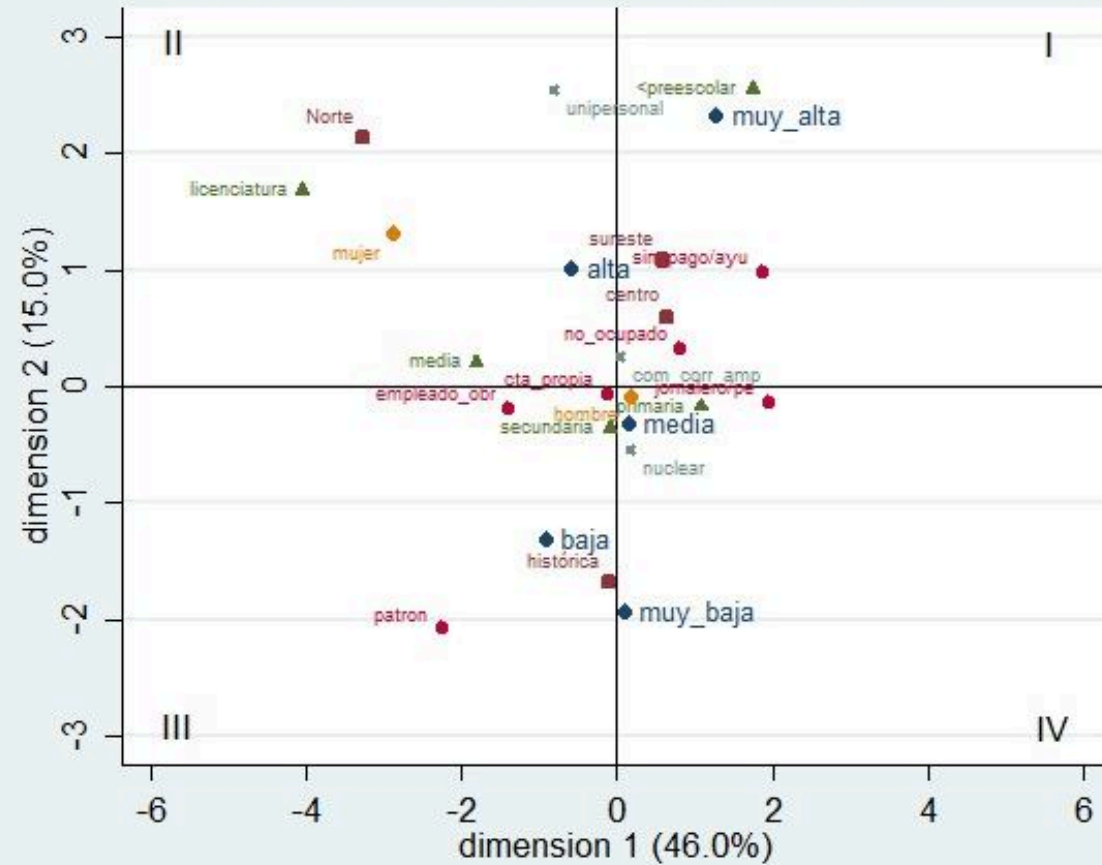
Disparities implications

Social Vulnerability at
Household Level: an Spatial
Analysis

Social vulnerability index

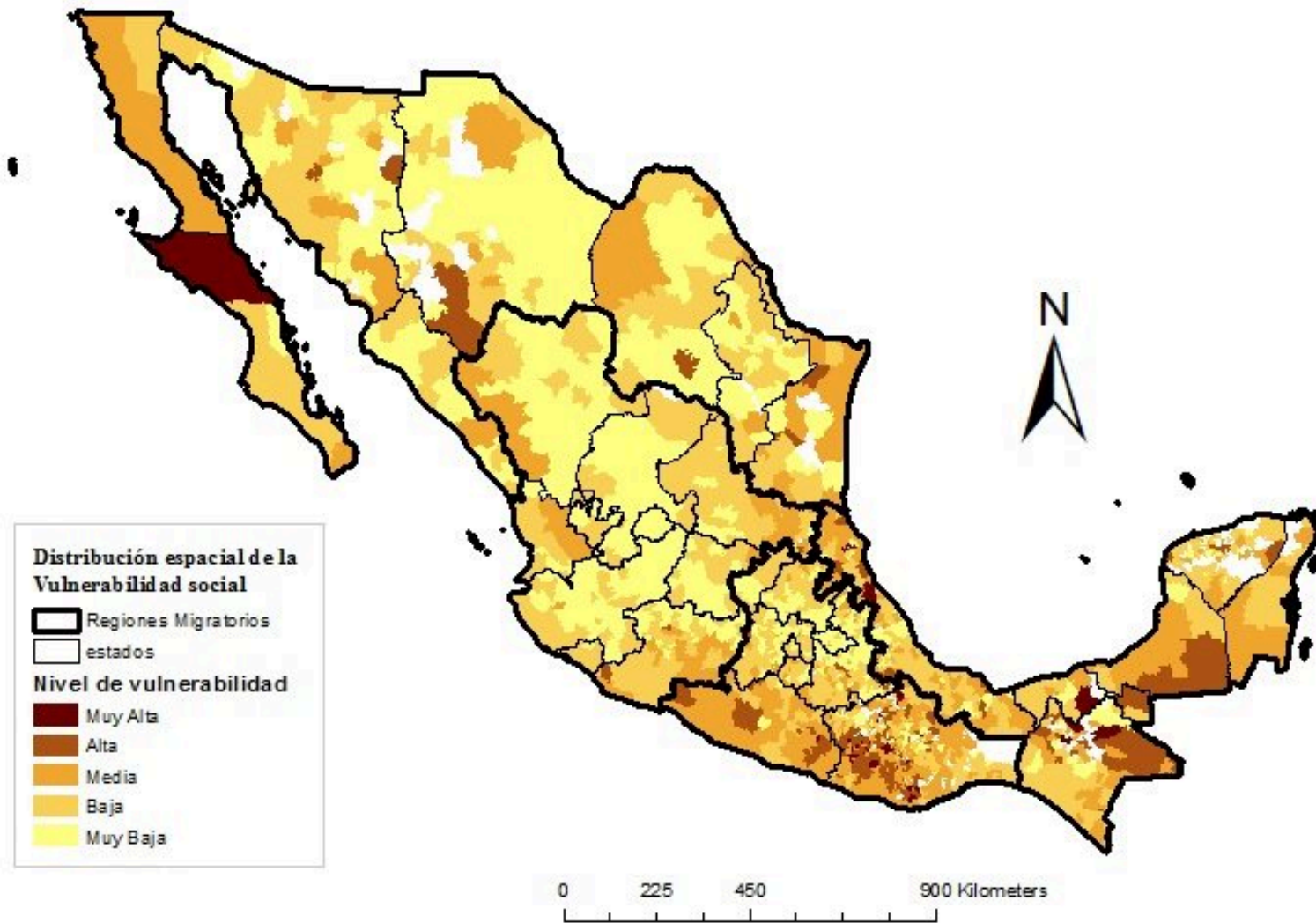
- Assessment of the relationship between vulnerability, socioeconomic and demographic characteristics at the household level
- Two steps:
 - 1) Index creation
 - Year: 2015 using Intercensal Survey information on returnees
 - Variables: dwelling characteristics, appliances and health services
 - Measure unit: household of the returnees (n: 220,400)
 - 2) Correspondence analysis
 - Educational attainment, sex, household type, occupational status

Correspondencias del Nivel de Vulnerabilidad Social



- ◆ Nivel de vulnerabilidad
- ▲ Escolaridad
- * Tipo de hogar
- Región migratoria
- ◆ Sexo jefatura
- Posición ocupacional

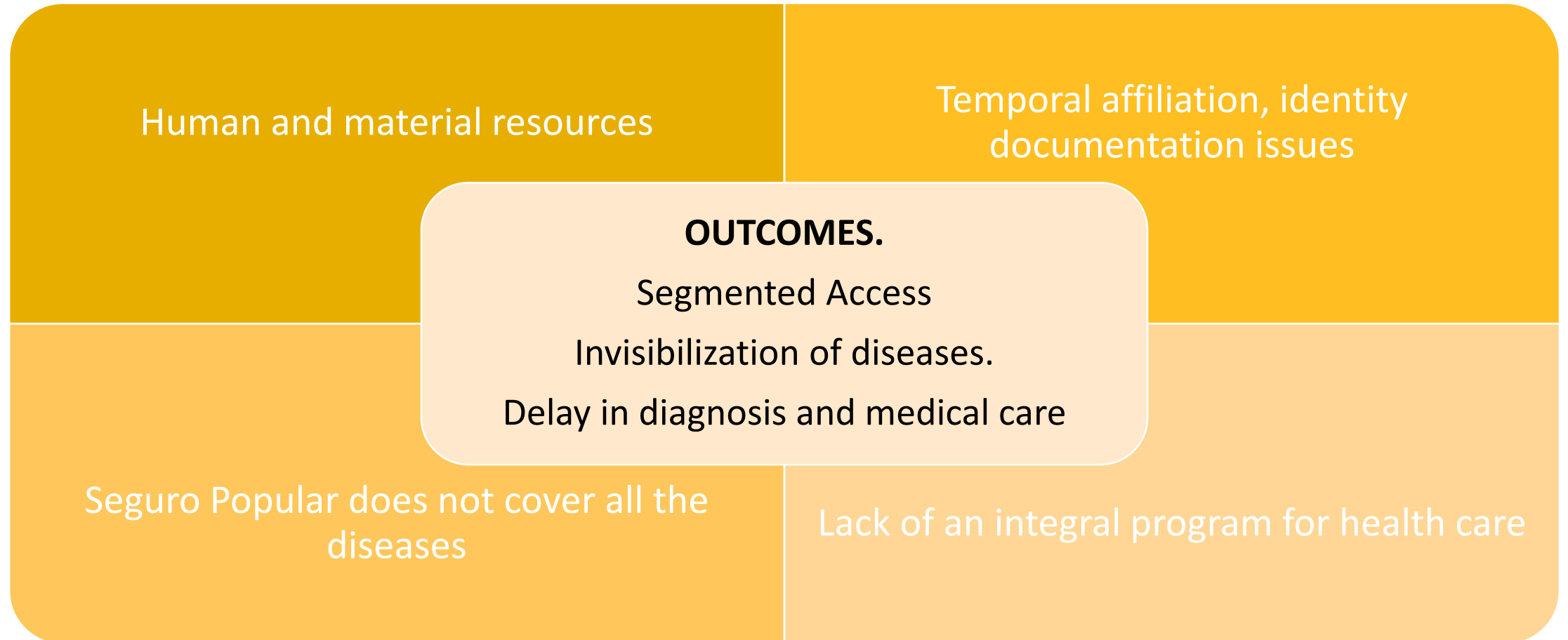
Source: Toro and Bautista (forthcoming). Data comes from INEGI EIC 2015



Source: Toro and Bautista (forthcoming). Data comes from INEGI EIC 2015

Institutional Barriers and Policies

Institutional Barriers



Recommended actions

Preventive programs

- Orientation before return

Difusion of programs


- Design and implementation of specialized guides for health programs

Integral care

- Identification of epidemiological profile and specific actions

MIGRACIÓN DE RETORNO / Y DERECHOS SOCIALES

BARRERAS A LA INTEGRACIÓN



Research team

Dr. Silvia Giorguli
Dr. Andrea Bautista
Dr. Daniel Manchinelly
M.A. Xóchitl Morales
Dr. Edgar Corzo

Collaborators

Dr. Xóchitl Castañeda
Dr. Claudia Masferrer
Dr. Liliana Rivera
Dr. Mauricio Rodriguez
Dr. Eunice Vargas

migracionderetorno.colmex.mx